

Low PIM 380-520/698-960/1710-6000MHz Omni Ceiling Antenna



Electrical Specifications			
Model	STOC36G3-P43		
Frequency Range	380-520MHz	698-960 MHz	1710-6000 MHz
Gain	2.0±1.0 dBi	2.5±1.0 dBi	4.0±1.0 dBi
Polarization	Vertical		
VSWR	≤3.0	≤2.0	≤2.0
PIM, Third Order, 2 x 20 W	/	≤-153 dBc	≤-153 dBc
Maximum Power	50 W		
Impedance	50 Ω		
Lightning Protection	DC Ground		
Mechanical Specifications			
Connector	N-female /4.3-10-female		
Dimensions	Φ298×152 mm		
Antenna Weight	0.9 KG		
Radome Material and Color	ABS, White, RAL7035		
Mounting Type	Ceiling Mount via holes		
Operational Humidity	< 95%		
Operational Temperature	-40℃ to +65℃		

SANNY TELECOM EQUIPMENT CO., LTD

Address: Room 201 Building 1, Wanyang Industrial Park, No.82 Xiaotang Industrial Avenue, Shishan Town, Nanhai District, Foshan City 528223, Guangdong Province, China

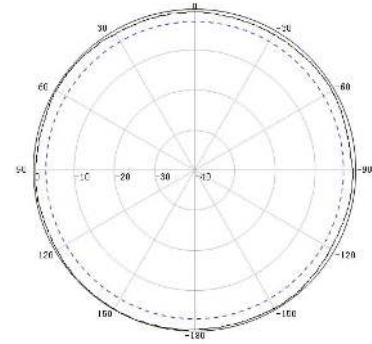
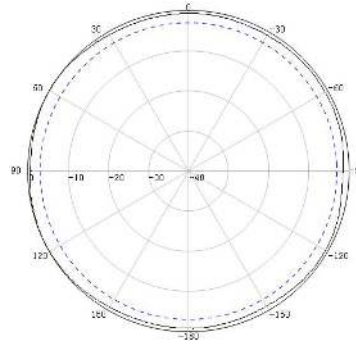
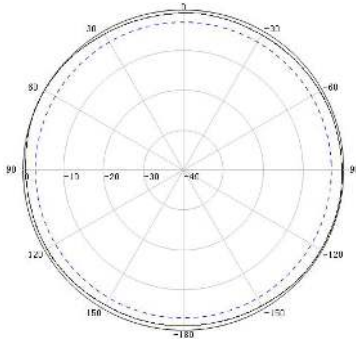
Tel: +86 757 8766 0070

Fax: +86 757 8766 0500

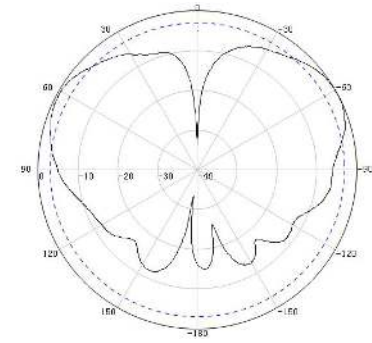
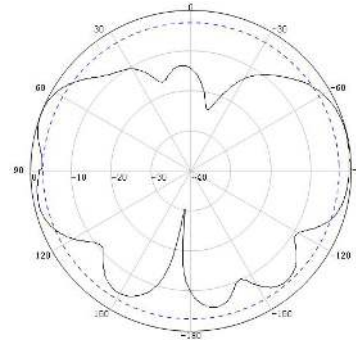
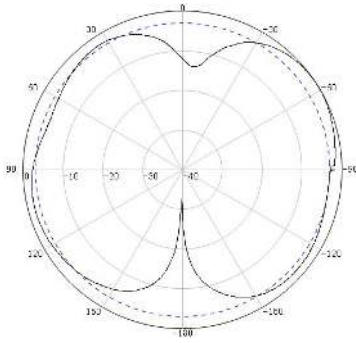
Email: sales@sannytelecom.com

Website: www.sannytelecom.com

**Horizontal
pattern**



**Vertical
pattern**



SANNY TELECOM EQUIPMENT CO., LTD

Address: Room 201 Building 1, Wanyang Industrial Park, No.82 Xiaotang Industrial Avenue,
Shishan Town, Nanhai District, Foshan City 528223, Guangdong Province, China

Tel: +86 757 8766 0070

Fax: +86 757 8766 0500

Email: sales@sannytelecom.com

Website: www.sannytelecom.com